



Andrea Lewis
COLLEGE ALGEBRA

BC Survey - Results 2022 Fall (16-Week - 221S), COLLEGE ALGEBRA

Dear Instructor,

Below are the 2022 Fall (16-Week - 221S) survey results for "COLLEGE ALGEBRA".

The overall indicator is listed first.

The second part of the analysis lists the average values of all individual questions.

Comments are listed at the report's end.

If you have any further questions, please reach out to a member of PIER.

Best regards,

Robert Wood
Assistant Research Analyst
Brazosport College
500 College Drive
Lake Jackson, TX 77566
(979)-230-3189
robert.wood@brazosport.edu

Andrea Lewis
2022 Fall (16-Week - 221S)
COLLEGE ALGEBRA (MATH1314 02221S)
No. of responses = 3



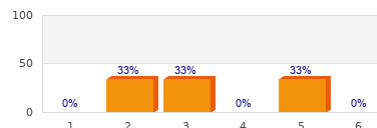
Survey Results

3. Level of Agreeance:

3.1) Instructions for course activities and assignments were clear.	strongly disagree	<table><tr><th>Rating</th><th>Percentage</th></tr><tr><td>1</td><td>0%</td></tr><tr><td>2</td><td>33%</td></tr><tr><td>3</td><td>0%</td></tr><tr><td>4</td><td>33%</td></tr><tr><td>5</td><td>33%</td></tr><tr><td>6</td><td>0%</td></tr></table>	Rating	Percentage	1	0%	2	33%	3	0%	4	33%	5	33%	6	0%	N/A	n=3 av.=3.7 md=4 dev.=1.5
Rating	Percentage																	
1	0%																	
2	33%																	
3	0%																	
4	33%																	
5	33%																	
6	0%																	
3.2) The workload in this course was well distributed throughout the term.	strongly disagree	<table><tr><th>Rating</th><th>Percentage</th></tr><tr><td>1</td><td>0%</td></tr><tr><td>2</td><td>67%</td></tr><tr><td>3</td><td>0%</td></tr><tr><td>4</td><td>0%</td></tr><tr><td>5</td><td>33%</td></tr><tr><td>6</td><td>0%</td></tr></table>	Rating	Percentage	1	0%	2	67%	3	0%	4	0%	5	33%	6	0%	N/A	n=3 av.=3 md=2 dev.=1.7
Rating	Percentage																	
1	0%																	
2	67%																	
3	0%																	
4	0%																	
5	33%																	
6	0%																	
3.3) The course was delivered as outlined in the syllabus.	strongly disagree	<table><tr><th>Rating</th><th>Percentage</th></tr><tr><td>1</td><td>0%</td></tr><tr><td>2</td><td>33%</td></tr><tr><td>3</td><td>0%</td></tr><tr><td>4</td><td>33%</td></tr><tr><td>5</td><td>33%</td></tr><tr><td>6</td><td>0%</td></tr></table>	Rating	Percentage	1	0%	2	33%	3	0%	4	33%	5	33%	6	0%	N/A	n=3 av.=3.7 md=4 dev.=1.5
Rating	Percentage																	
1	0%																	
2	33%																	
3	0%																	
4	33%																	
5	33%																	
6	0%																	
3.4) Assessments/exams were based on material covered in assignments, readings, lectures, videos, group activities, etc.	strongly disagree	<table><tr><th>Rating</th><th>Percentage</th></tr><tr><td>1</td><td>0%</td></tr><tr><td>2</td><td>67%</td></tr><tr><td>3</td><td>0%</td></tr><tr><td>4</td><td>0%</td></tr><tr><td>5</td><td>33%</td></tr><tr><td>6</td><td>0%</td></tr></table>	Rating	Percentage	1	0%	2	67%	3	0%	4	0%	5	33%	6	0%	N/A	n=3 av.=3 md=2 dev.=1.7
Rating	Percentage																	
1	0%																	
2	67%																	
3	0%																	
4	0%																	
5	33%																	
6	0%																	
3.5) The instructor made learning relevant to my field of study, career, or degree.	strongly disagree	<table><tr><th>Rating</th><th>Percentage</th></tr><tr><td>1</td><td>33%</td></tr><tr><td>2</td><td>0%</td></tr><tr><td>3</td><td>33%</td></tr><tr><td>4</td><td>0%</td></tr><tr><td>5</td><td>33%</td></tr><tr><td>6</td><td>0%</td></tr></table>	Rating	Percentage	1	33%	2	0%	3	33%	4	0%	5	33%	6	0%	N/A	n=3 av.=3 md=3 dev.=2
Rating	Percentage																	
1	33%																	
2	0%																	
3	33%																	
4	0%																	
5	33%																	
6	0%																	
3.6) The instructor used a variety of instructional methods (examples: group discussions, student presentations, student activities, lab activities, online discussions, video assignments, case studies, etc.)	strongly disagree	<table><tr><th>Rating</th><th>Percentage</th></tr><tr><td>1</td><td>33%</td></tr><tr><td>2</td><td>33%</td></tr><tr><td>3</td><td>0%</td></tr><tr><td>4</td><td>0%</td></tr><tr><td>5</td><td>33%</td></tr><tr><td>6</td><td>0%</td></tr></table>	Rating	Percentage	1	33%	2	33%	3	0%	4	0%	5	33%	6	0%	N/A	n=3 av.=2.7 md=2 dev.=2.1
Rating	Percentage																	
1	33%																	
2	33%																	
3	0%																	
4	0%																	
5	33%																	
6	0%																	
3.7) The instructor provided timely feedback on my assignments.	strongly disagree	<table><tr><th>Rating</th><th>Percentage</th></tr><tr><td>1</td><td>0%</td></tr><tr><td>2</td><td>33%</td></tr><tr><td>3</td><td>0%</td></tr><tr><td>4</td><td>33%</td></tr><tr><td>5</td><td>33%</td></tr><tr><td>6</td><td>0%</td></tr></table>	Rating	Percentage	1	0%	2	33%	3	0%	4	33%	5	33%	6	0%	N/A	n=3 av.=3.7 md=4 dev.=1.5
Rating	Percentage																	
1	0%																	
2	33%																	
3	0%																	
4	33%																	
5	33%																	
6	0%																	
3.8) The instructor exhibited professional behavior, treated students respectfully, and used appropriate language during class.	strongly disagree	<table><tr><th>Rating</th><th>Percentage</th></tr><tr><td>1</td><td>0%</td></tr><tr><td>2</td><td>33%</td></tr><tr><td>3</td><td>0%</td></tr><tr><td>4</td><td>0%</td></tr><tr><td>5</td><td>67%</td></tr><tr><td>6</td><td>0%</td></tr></table>	Rating	Percentage	1	0%	2	33%	3	0%	4	0%	5	67%	6	0%	N/A	n=3 av.=4 md=5 dev.=1
Rating	Percentage																	
1	0%																	
2	33%																	
3	0%																	
4	0%																	
5	67%																	
6	0%																	

3.9) The instructor provided grades within the stated timeframe.

strongly disagree

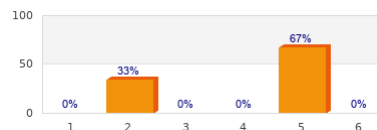


N/A

n=3
av.=3.3
md=3
dev.=1.5

3.10) The instructor was accessible to answer questions and explain material outside of class according to office hours.

strongly disagree



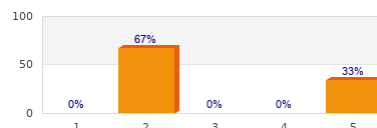
N/A

n=3
av.=4
md=5
dev.=1.7

4. Overall Satisfaction With This Course:

4.1) Please rate your overall satisfaction with the learning experience in this course.

Very Dissatisfied



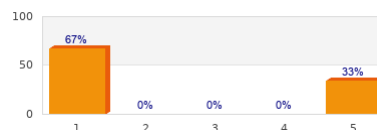
Very Satisfied

n=3
av.=3
md=2
dev.=1.7

5. Course Recommendation:

5.1) How likely are you to recommend this course with this instructor to a friend?

Very Unlikely




Very Likely

n=3
av.=2.3
md=1
dev.=2.3

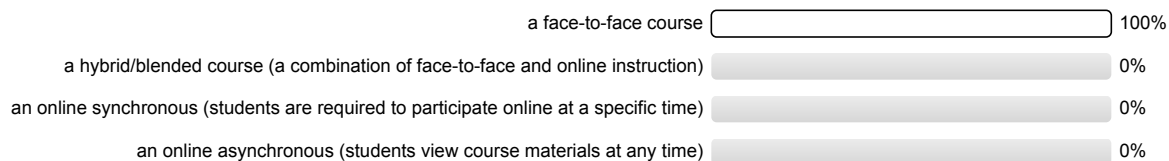
7. Student Demographics:

7.1) How many credits have you completed toward your degree or certificate?




n=3

7.2) This course is instructed as:




n=3

7.3) This term I am currently enrolled in:



n=3

7.4) My current major is:



7.5) I am currently a high school student taking college courses.



Comments Report

2. More Than One Instructor:

2.1) **If your course had more than one instructor.** in the box type the name of the instructor you are assessing. If your course only had one instructor, skip this question.

- A.Lewis

6. Open Response:

6.1) What are the strengths of this course?

- Nothing
- Prof is very helpful in one-on-one situations.
- The professor gives us many opportunities to receive help or further explanation. She tries as best as she can to allow us to work at a pace beneficial to us without causing us to run out of time.

6.2) What changes would you recommend that would improve this course?

- N/A
- The difficulty of the class far exceeds what I would expect from from a freshman level math class. No notes are allowed on tests under any circumstances so you're forced to memorize every single thing. If you forget even one thing from the section, its 12 points off of your exam.
- more teaching us rather than asking the class for answers because some students doesn't know how so someone answering other don't understand